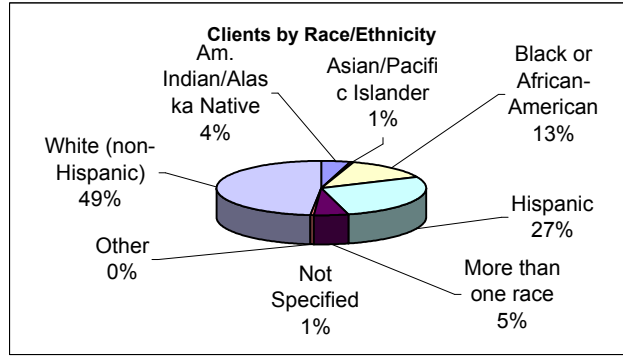
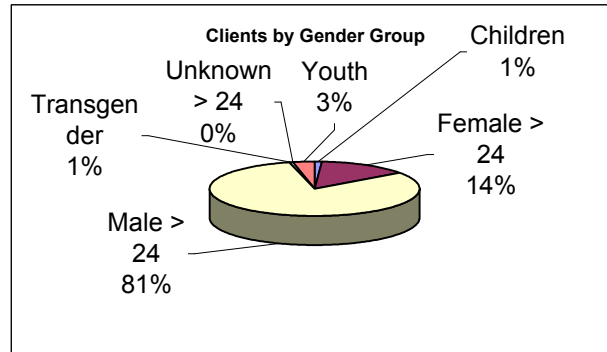


Maricopa County
 Ryan White Part A Program
 Unduplicated Clients Served
 Fiscal Year March, 2007 - Feb, 2008

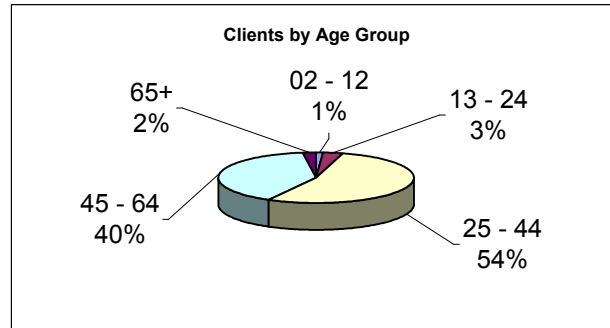
Race/Ethnicity	Total
Am. Indian/Alaska Native	165
Asian/Pacific Islander	26
Black or African-American	496
Hispanic	1022
More than one race	191
Not Specified	23
Other	6
White (non-Hispanic)	1796
Grand Total	3725



Gender Group	Total
Children	41
Female > 24	515
Male > 24	3022
Transgender	23
Unknown > 24	2
Youth	122
Grand Total	3725

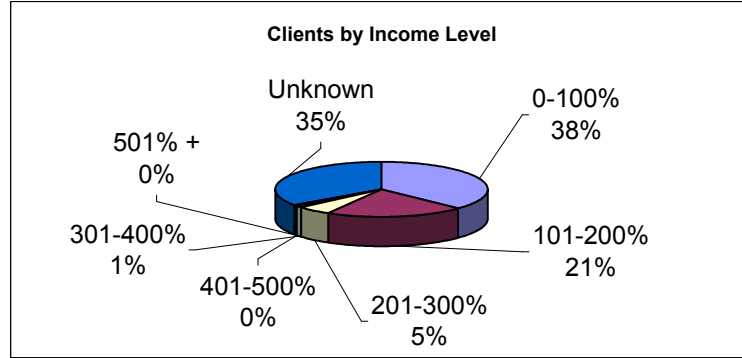


AgeGroup	Total
02 - 12	41
13 - 24	122
25 - 44	2001
45 - 64	1477
65+	84
Grand Total	3725

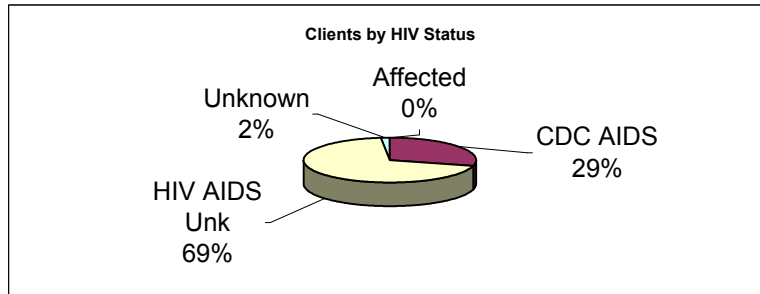


Maricopa County
 Ryan White Part A Program
 Unduplicated Clients Served
 Fiscal Year March, 2007 - Feb, 2008

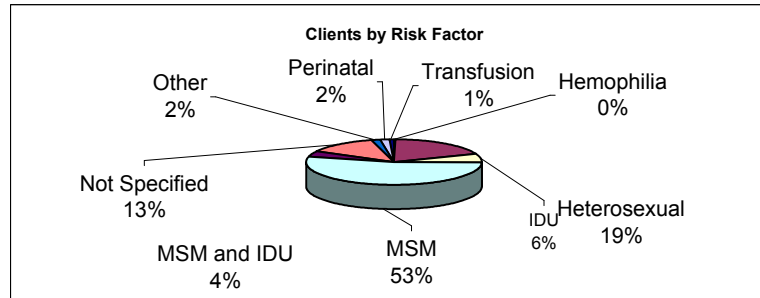
Income Level	Total
0-100%	1385
101-200%	790
201-300%	199
301-400%	33
401-500%	12
501% +	9
Unknown	1297
Grand Total	3725



HIV	Total
Affected	5
CDC AIDS	1078
HIV AIDS Unk	2582
Unknown	60
Grand Total	3725



HIV Risk Factor	Total
Hemophilia	8
Heterosexual	702
IDU	232
MSM	1995
MSM and IDU	151
Not Specified	481
Other	63
Perinatal	60
Transfusion	33
Grand Total	3725



County Type	Total
Maricopa	3507
Other	84
Pinal	134
Grand Total	3725

